




 Made in ITALY

SMART METERS



- Ultrasonic meter suitable for domestic and commercial outdoor applications, static measuring technology with no moving parts
- Mod. US-R-W+L with sizes DN 15 to DN 50, temperature class T30/T50, measuring range in all positions R250 - R500 (max) available on request. Degree of protection: IP 68 resin-coated
- Integrated wireless communication with LoRaWAN/ W-Mbus OMS protocols with automatic switch and with NB-IoT protocol
- Two-way measurement
- Large LCD display showing total volume, instantaneous flow rate, battery indicator, alarms, flow direction, water temperature, test display
- Delivered volume display options: net, forward flow only, alternating forward/reverse
- Battery life >13 years, under normal conditions of use, depending on radio protocol
- Data logger function with NFC module on request
- Local communication: optical port
- Wear-resistant brass body, threaded connections
- U0-D0: no straight pipe sections upstream and downstream of the meter are required
- All models are certified for use with potable water according to D.M. 174 of 6/4/2004
- All models are MID-approved according to the current Directive (module B+D), in accordance with OIML R49 and ISO 4064

SMART METERS



Technical data – DN in mm

	15	20	25	32	40	50
Threads	G 3/4"	G 1"	G 1 1/4"	G 1 1/2"	G 2"	G 2.1/2"
Permanent flow rate Q ₃ (m ³ /h)	2.5	4.4	6.3	10	16	25
Overload flow rate Q ₄ (m ³ /h)	3.125	5.0	7.875	12.5	20	31,25
Transitional flow rate Q ₂ [MPE ±2%] (m ³ /h)	0,016	0,0256	0,04032	0,064	0,1024	160
Minimum flow rate Q ₁ [MPE ±5%] (m ³ /h)	0,01	0,016	0,0252	0,04	0,064	100
Electromagnetic class	E1					
Accuracy class	II					
Environmental working conditions	-25 °C ... +55 °C					
Measuring range R *	250	250	250	250	250	250
Starting flow (m ³ /h)	0,002	0,004	0,005	0,009	0,011	0,011
Max permitted operating pressure MAP (bar)	16	16	16	16	16	16
Pressure loss ΔP (bar)	<0.4	<0.4	<0.4	<0.4	<0.4	<0.4
Dial from/to (m ²)	99999.99999	99999.99999	99999.99999	99999.99999	99999.99999	99999.99999
Minimum reading unit (l)	1	1	1	1	1	1
L (mm) **	110	190	260	260	300	300 threaded/200 flanged
L1 (mm)	97	97	97	97	97	97
L2 (mm)	204	294	380	380	428	428
H) (mm)	91	91	91	128	139	139
H1 (mm)	31	28	25	29	36	36
W (mm)	90	90	90	90	90	90

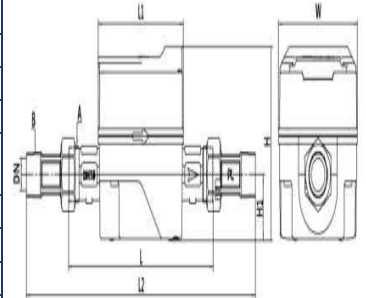
Modello US-R-W+L
Temperature class T50
DN 15 / 20 / 25 /32/40

* Available on request other R (max 500)

** Available on request, other lengths

*** Available on request models with remote radio module

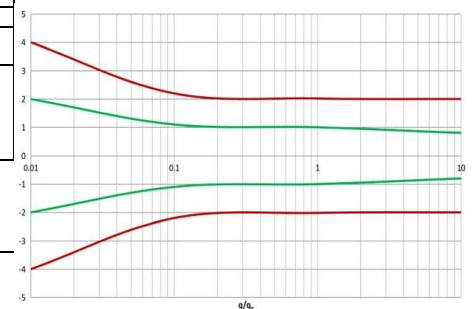
Dimensions



LoRaWAN e Lora protocol specifications

	Fixed network	Walk-by/Drive-by
Network type	Freq. 868 Mhz prot. LoRaWAN	Freq. 868 Mhz prot. LoRaWAN freq. 868 Mhz prot LoRa with proprietary protocol
Transmitted data	Sensor ID, consumption data, hardware status, battery level, alarms: mechanical fraud (removal), reverse flow, battery low, temperature loss on site, on request	
Change configuration data	Possible from the fixed network remotely or from radio terminal	Possible via radio terminal
Flexibility	Automatically switches between the 2 settings according to programming	
Activation	OTAA-ABP	
Transmission interval	1 single reading on a daily basis and 2 daily history transmissions	Configurable by day and time of week
Transmission distance	Up to 14 km in optimal environmental conditions	Up to 1km in open field or 100 linear metres for manhole installation with cast iron manhole cover

Typical error curve



Wireless-Mbus OMS protocol specifications

	Walk-by/Drive-by
Network type	Freq. 868 Mhz W-MBus OMS certified
Transmitted data	Sensor ID, consumption data, hardware status, battery level, alarms: mechanical fraud (removal), reverse flow, low battery, leakage, on-site temperature on request
Change of configuration data	Possible via radio terminal
Transmission distance	Up to 500 metres in optimal conditions

The Company reserves the right to make changes to technical data and product illustrations – 06/23



G2 misuratori S.r.l. -
Via San Martino, 38 – 14100 ASTI (AT) – ITALY
Tel. +39.0141.721787– Fax +39.0141.702280
E-mail: info@g2misuratori.it
Http://www.g2misuratori.it



Filiale Centro-Sud
Via Fontanelle, 3 – 00020 RIOFREDDO (RM) – ITALY
Tel. e Fax +39.0774.920216
E-mail: centrosud@g2misuratori.it

AZIENDA CON
 SISTEMA DI GESTIONE
 CERTIFICATO DA DNV
 ISO 9001 • ISO 14001
 ISO 45001