

G2 misuratori

THE VALUE OF METERING



 Made in ITALY



MULTI

- ❑ Multi-jet turbine straight reading meter, DRY dial, for turbid and calcareous water
- ❑ Mod. AFM-R100H, measuring range R100H, temperature classes T30 and T50
- ❑ Mod. ACM-R100H, measuring range R100H, temperature classes T70 and T90
- ❑ U0-D0: straight pipe not required upstream or downstream the meter
- ❑ All models can be customised with a **serial number and its relevant barcode indelibly engraved on the dial**
- ❑ All models are **MID** approved according to the European Directive **2004/22/CE** (module B+D) and in compliance with the norms **EN 14154**, **ISO 4064** and **OIML R49**, reaching an **R (Q₃/Q₁) ≤ 100H**
- ❑ All models are certified for use with water for human consumption, according to the **D.M. 174** of 6/4/2004 in compliance with European Directive 98/83 CE (Drinking Water Directive)
- ❑ All models, on request, can be supplied pulsed output or **preset for remote reading**

MULTY



Dry dial model

Temperature classes T30 & T50

AFM DN 15 / 20 / 25 / 32 / 40 / 50

R from 40H to 100H

R from 40V to 50V

to be specified when ordering

Temperature classes T70 & T90

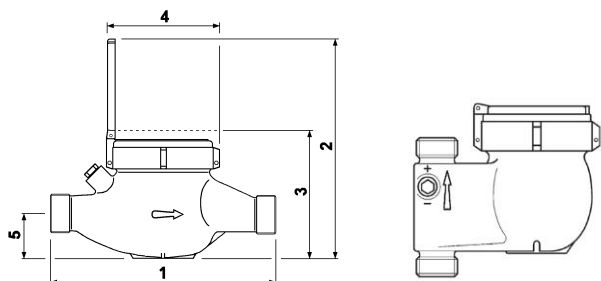
ACM DN 15 / 20 / 25 / 32 / 40 / 50

R from 40H to 100H

R from 40V to 50V

to be specified when ordering

Technical data- DN in mm-inches	15-1/2	20-3/4	25-1	32-1.1/4	40-1.1/2	50-2
Permanent Flow Rate Q_3 (m ³ /h)	2,5	4,0	6,3	10	16	25
Max. flow rate for short period Q_4 (m ³ /h)	3,125	5,0	7,875	12,5	20	31,250
Transitional flow rate Q_2 at measuring range R100 [MPE $\pm 2\%$]	40	64	100,8	160	256	640
Min flow rate Q_1 with measuring range R100 [MPE $\pm 5\%$] (l/h)	25	40	63	100	160	400
Starting flow at measuring range R 100 (l/h)	8	10	19	19	40	40
Accuracy class	2	2	2	2	2	2
Environmental class	C (-25°C +55°C)					
Pressure loss class ΔP (bar)	0,63	0,63	0,63	0,63	0,63	0,63
Max allowed working pressure MAP (bar)	16	16	16	16	16	16
Dial register from /to (m ³)	0,0001 / 100.000	0,0001 / 100.000	0,0001 / 100.000	0,0001 / 100.000	0,0001 / 100.000 o 1.000.000	
1) Length without couplings (mm)	110-115-130 145-165-170 190	160-165 190	220-260	220-260	300	300
Length with couplings (mm)	190-195-210 225-245-250 270	260-265 290	320-360	320-360	440	460
2) Height with open lid (mm)	185	185	200	200	210	220
3) Height with closet lid (mm)	130	130	145	145	155	165
4) Max. diameter (mm)	96	96	100	100	136	136
5) Height of tube (mm)	35	35	40	40	60	70
Weight with couplings (kg)	1,650	1,800	3,200	3,500	6,100	9,700
Weight without couplings (kg)	1,500	1,550	2,750	2,800	5,100	7,400



The following options are available upon request:

- MAP 25 bar MID approved model
- Non- return valve fitted on the outlet nipple
- Red painted body
- Vertical riser body for vertical installation
- Models preset or fitted with single or double reed for pulse readout system
- Models preset or fitted with static sensor
- Models fitted with radio module

Continuous development of our products may necessitate changes in details without prior notice - 10/19

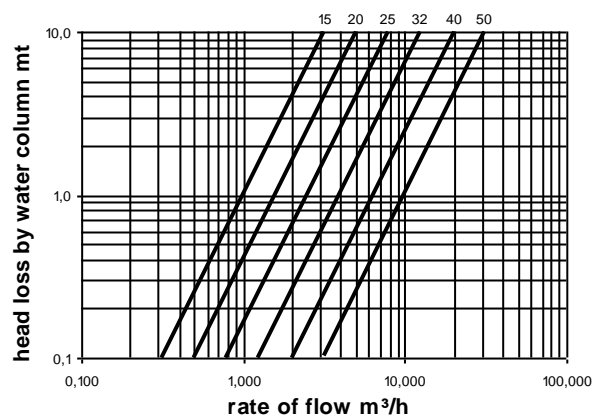


G2 misuratori S.r.l. - water and heat meters
Via San Martino, 38 - 14100 ASTI (AT) - ITALY
Tel. +39.0141.721787 - Fax +39.0141.702280
E-mail: info@g2misuratori.it
Http://www.g2misuratori.it

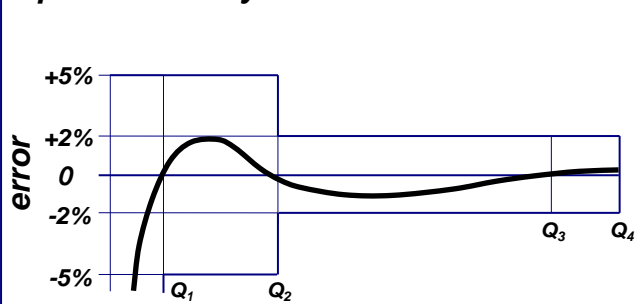


Branch office for Italy Centre Sud Area
Via Fontanelle, 3 - 00020 RIOFREDDO (RM) - ITALY
Tel. e Fax +39.0774.920216
E-mail: centrosud@g2misuratori.it

Head loss curve



Typical accuracy curve



COMPANY WITH
QUALITY SYSTEM
CERTIFIED BY DNV GL
= ISO 9001 =

COMPANY WITH
ENVIRONMENTAL SYSTEM
CERTIFIED BY DNV GL
= ISO 14001 =