

G2 misuratori

water and heat meters



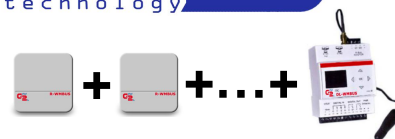
DATALOGGER WIRELESS M-BUS DL-WMBUS

- Working as DATALOGGER both through radio and through cable
- Connection through Ethernet to read consumption data on web page
- It manages up to 500 meters(*) (see table here enclosed)
- It is equipped with a graphical display (multi language to set up with tactile membrane key) to access data and status of local I/O
- It is available with a remote antenna with 1,5 mt cable
- Internal memory for storage of daily readings up to 10 years / 1 year for intra-day data coming from wired meters
- Reading frequency via cable: from 15 min to 24 hours intervals
- Reading frequency via wireless : from 0 min to 24 hours intervals
- 24V AC/DC power supply or Power over Ethernet
- Mounting by 35mm DIN rail (EN 60715)
- N. 2 Ethernet gates than can be switched, in order to connect many devices without network supports and through the dedicated gate it is possible to power supply the device also via Power over Ethernet (PoE)
- N. 3 digital inputs / n. 2 relè outputs to manage logic bases AND/OR on local I/O, email sending (magneto thermal contact or motor protector, leakage detectors, pumps, valves)
- Report creating in .CSV or .XLS format
- Data transmission via SMTP, FTP (client), Web server via LAN or Internet (report generation and download)
- Alarm notification from M-Bus network: anomalies/alarms meters, communication failure, thresholds violation
- It is possible to automatically update the firmware through internet connection
- Remote self system control
- It receives wireless data from:
 - Heat cost allocator
 - Compact radio
 - Super-Dry with radio M-Bus module
 - Ultrasonic radio
- It receives wireless data from:
 - Compact with M-Bus output cable
 - Super-Dry with M-Bus module cable



* Max number of meters for interfaces	
Wired meters	Wireless meters
250 (with repeat. LC61)	250
20	480
0	0


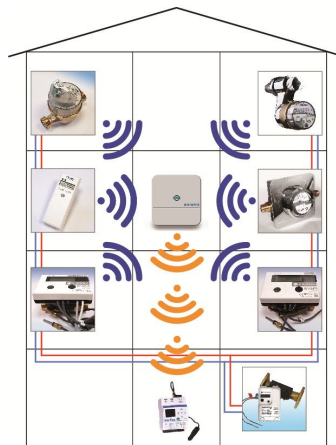
MesH Multihop
technology



WIRELESS M-BUS REPEATER R-WMBUS

- Radio signal repeater from meter /heat allocator to datalogger DL-WMBUS
- It is fitted with MESH interface and supports multi-hop to receive and transmit the data
- It can be mounted directly on the wall through screws and, as option, can be mounted on a stand through a specific mounting kit
- The received signals are transmitted immediately without variable time-shifting

Technical data	
Fieldbus	500 Wmbus meters/100 mt open field 20 mt in case of building depending from the building type and electromagnetic polluting conditions
Power supply	110 ... 230 Vac/50-60Hz / USB (500mA) when installing/reading data
Maximum consumption	7W max.
Protection grade	IP55 (Optional IP67 with relevant protection kit)
Dimensions	160H x 160L x 35P mm - DIN
Temperature	-10°C +85°C Functioning / Storage
Reference standard	EN13757-4 / EN13757-3 / IEC 62056-5-3:2013



The company's policy is one of continuous product improvement and the right is reserved to modify the specifications herein contained without notice – 04/18

G2 misuratori S.r.l.
Via San Martino, 38 – 14100 ASTI (AT) – ITALY
Telefono +39.0141.727749 – Telefax +39.0141.702280
E-mail: info@g2misuratori.it – Http://www.g2misuratori.it

Filiale Centro-Sud
Via Fontanelle, 3 – 00020 RIOFREDDO (RM) – ITALY
Telefono e Fax +39.0774.920216
E-mail: centrosud@g2misuratori.it